



**University Of Abuja**  
For Unity And Scholarship

## UNIVERSITY OF ABUJA 2018/2019 ONLINE PRE-ADMISSION SCREENING

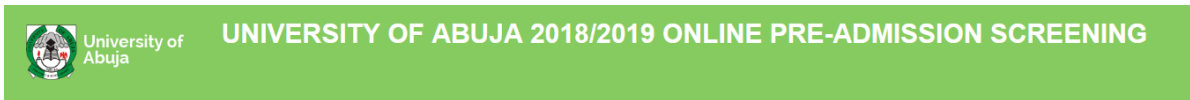
STEP 1

UTME CANDIDATES

VISIT: <https://uniabujautme.com/putme/start.php>

DIRECT ENTRY CANDIDATES

VISIT: [https://uniabujautme.com/putme/start\\_de.php](https://uniabujautme.com/putme/start_de.php)



UTME

[Help Line](#)

### LOGIN

**Username:**

Jamb Reg Number

**Password:**

Enter Password

**Session:**

2018/2019

[Login](#)

[Reset Password](#)

### START NEW APPLICATION

**Jamb Reg Number:**

Enter Jamb Reg Number

**Email:**

email

**Phone Number:**

Enter Phone Number

**Password:**

Enter Password

**Confirm Password:**

Confirm Password

### How to Apply for University of Abuja Post UTME Screening

Before commencement of registration, a Candidate is required to have his/her JAMB/ UTME registration number and O'Level examination qualifying details handy with the respective results check scratch card details before proceeding to commence this application.

1. Visit the University of Abuja 2018 Post-UTME Screening Portal at [www.uniabujautme.com/putme](http://www.uniabujautme.com/putme) and create your profile.
2. To create your profile, fill the opened form as follows:
  - a. Input your JAMB/ UTME registration number.
  - b. E-mail Address (Username)
  - c. Password

STEP 2

VERIFICATION OF REG NO.

INPUT YOUR REG NO.

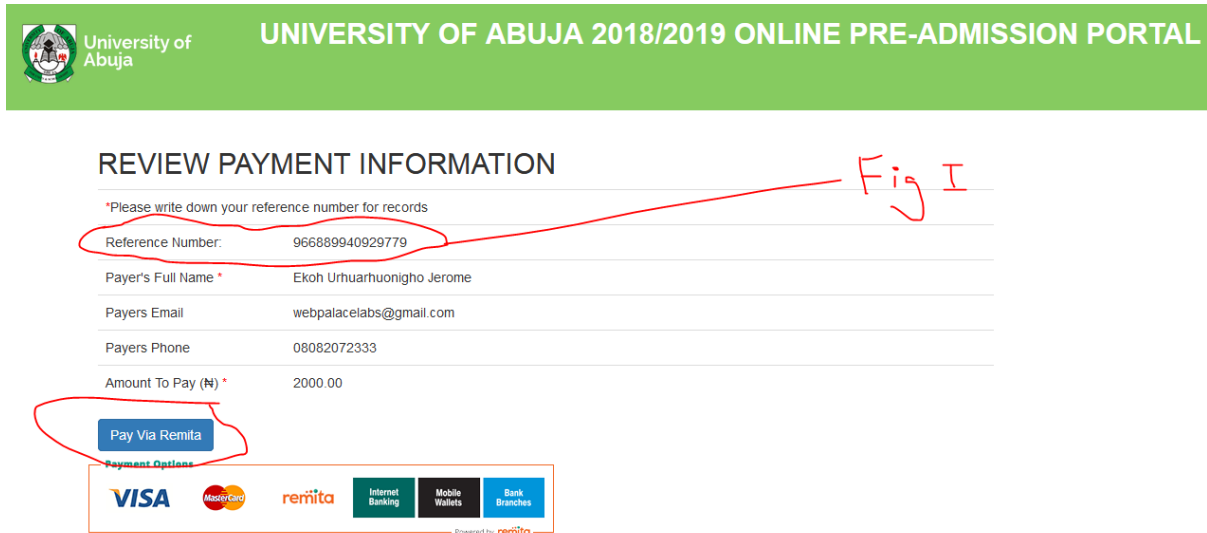
| LOGIN   | START NEW APPLICATION   |
|---|---|
| <b>Username:</b><br><input type="text" value="Jamb Reg Number"/>    | <b>Jamb Reg Number:</b><br><input type="text" value="85408849CA"/>    |
| <b>Password:</b><br><input type="password" value="Enter Password"/> | Jamb Reg Number Valid.  |
| <b>Session:</b><br><input type="text" value="2018/2019"/>           | <b>Email:</b><br><input type="text" value="webpalacelabs@gmail.com"/> |
| <input type="button" value="Login"/> <a href="#">Reset Password</a> | <b>Phone Number:</b><br><input type="text" value="08082072333"/>      |
|   | <b>Password:</b><br><input type="password" value="....."/>            |
|   | <b>Confirm Password:</b><br><input type="password" value="....."/>    |
|   | <b>Session:</b><br><input type="text" value="2018/2019"/>             |
|   | <input type="button" value="Proceed"/>                                |

PROCEED TO MAKE THE PAYMENT.

### STEP 3

REVIEW YOUR PAYMENT INFORMATION.

WRITE DOWN THE REFERENCE NUMBER (ORDERREF ID: FIG 1.)



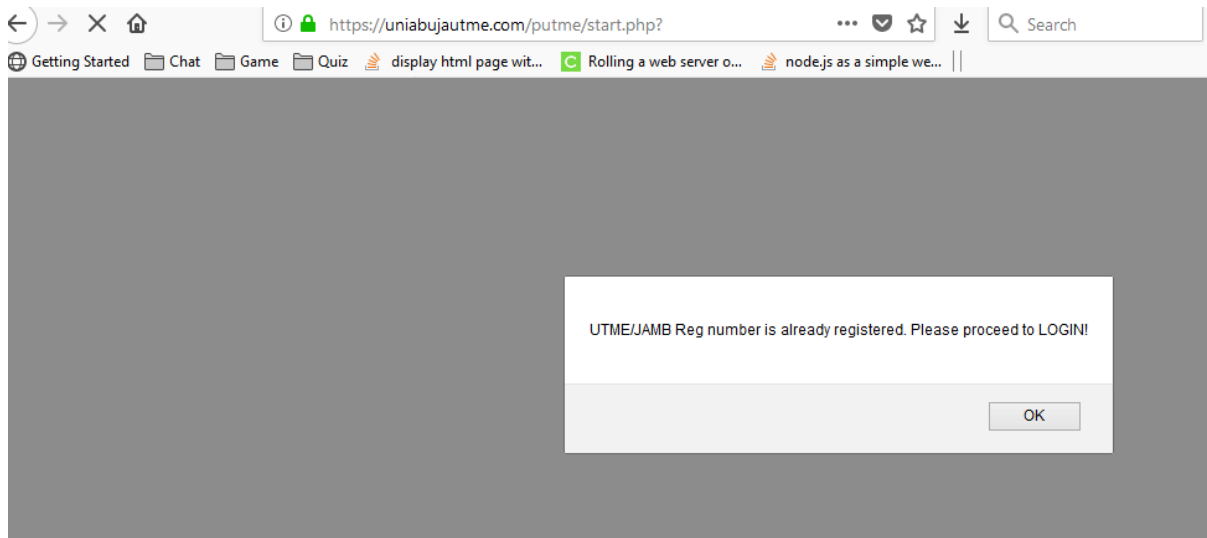
The screenshot shows the 'UNIVERSITY OF ABUJA 2018/2019 ONLINE PRE-ADMISSION PORTAL'. The main heading is 'REVIEW PAYMENT INFORMATION'. Below this, a note says '\*Please write down your reference number for records'. The form contains the following fields:

|                     |                            |
|---------------------|----------------------------|
| Reference Number:   | 966889940929779            |
| Payer's Full Name * | Ekoh Urhuarhuonigho Jerome |
| Payers Email        | webpalacelabs@gmail.com    |
| Payers Phone        | 08082072333                |
| Amount To Pay (₦) * | 2000.00                    |

Below the form is a blue button labeled 'Pay Via Remita'. Underneath the button is a 'Payment Options' section with logos for VISA, MasterCard, remita, Internet Banking, Mobile Wallets, and Bank Branches. A red circle highlights the 'Pay Via Remita' button, and a red line with the handwritten text 'Fig I' points to the 'Reference Number' field.

WARNING MULTIPLE PAYMENTS ARE NOT ALLOWED

NO MULTIPLE PAYMENT WOULD BE PROCESSED SEE BELOW



STEP 4

MAKE THE PAYMENT.

The screenshot shows the Remita 'Pay a Biller' interface. At the top, there is a navigation bar with the Remita logo and links for 'ABOUT', 'REMITA MOBILE', and 'DEVELOPERS'. Below the navigation bar, the title 'Pay a Biller' is displayed. There are three tabs: 'PAY ONCE', 'RECURRING PAYMENT', and 'PAY E-INVOICE'. The main content area shows the biller information: 'UNIVERSITY OF ABUJA - 1000116'. A red circle highlights the 'REMITA RETRIEVAL REFERENCE (RRR) \*' field, which contains the value '2902-4004-2329'. Below this, the 'Amount Payable' is shown as '₦ 2,000.00' and the 'Beneficiary' is 'UNIVERSITY OF ABUJA - 1000116'. The 'PAYER'S NAME \*' field contains 'Ekoh Urhwarhuonigho Jerome'. The 'PAYER PHONE \*' field contains '0808 207 2333' and the 'PAYER EMAIL \*' field contains 'webpalacelabs@gmail.com'. At the bottom, the 'HOW DO YOU WANT TO PAY? \*' dropdown menu is set to 'VISA'.

SUCCESSFUL – PAYMENT

LOGIN TO COMPLETE YOUR APPLICATION.